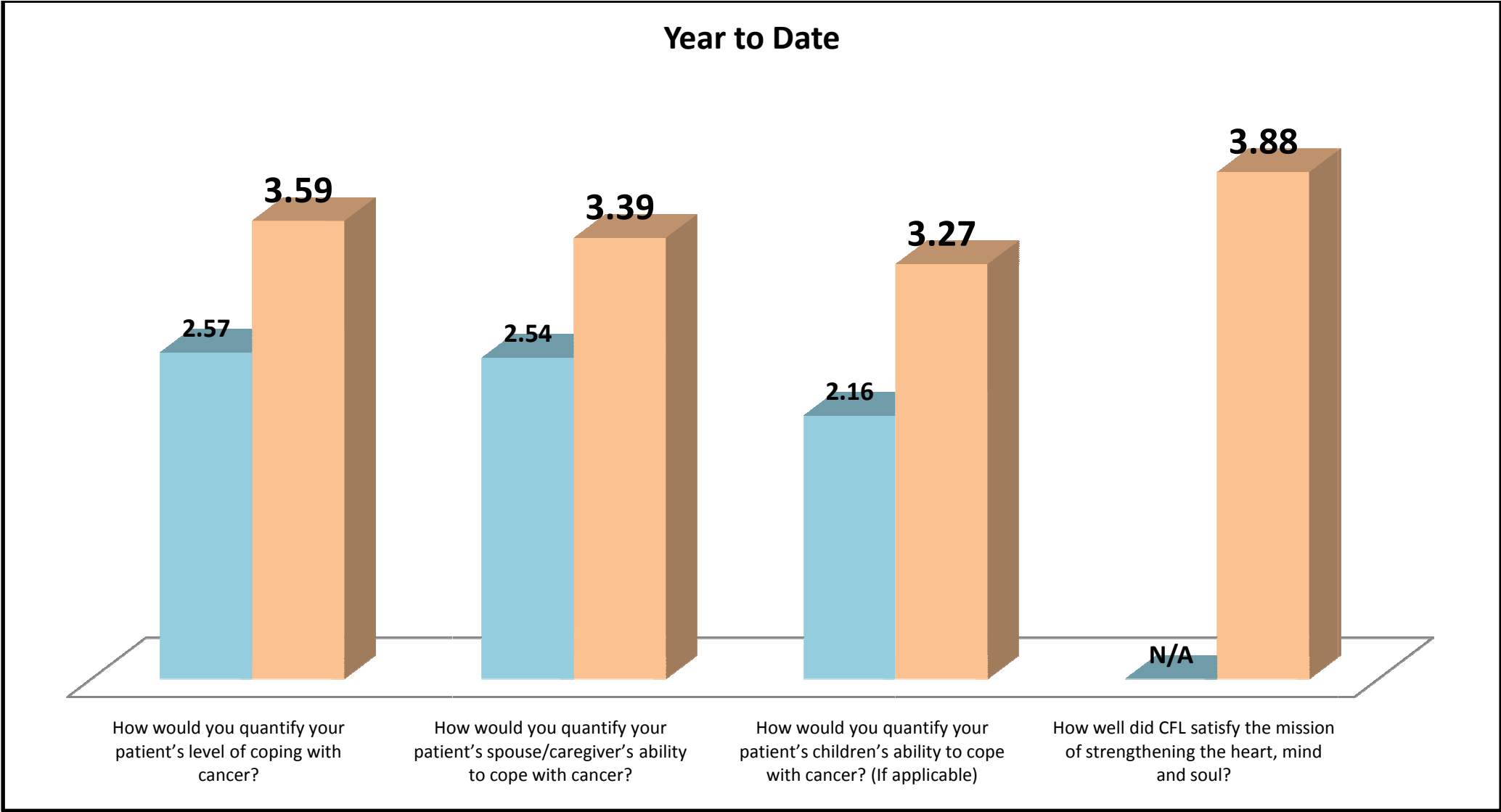


For Pete's Sake Cancer Respite Foundation

Formerly Crossing the Finish Line (CFL)

Nominator Quarterly Outcome Measures

July 1, 2009 to June 30, 2010



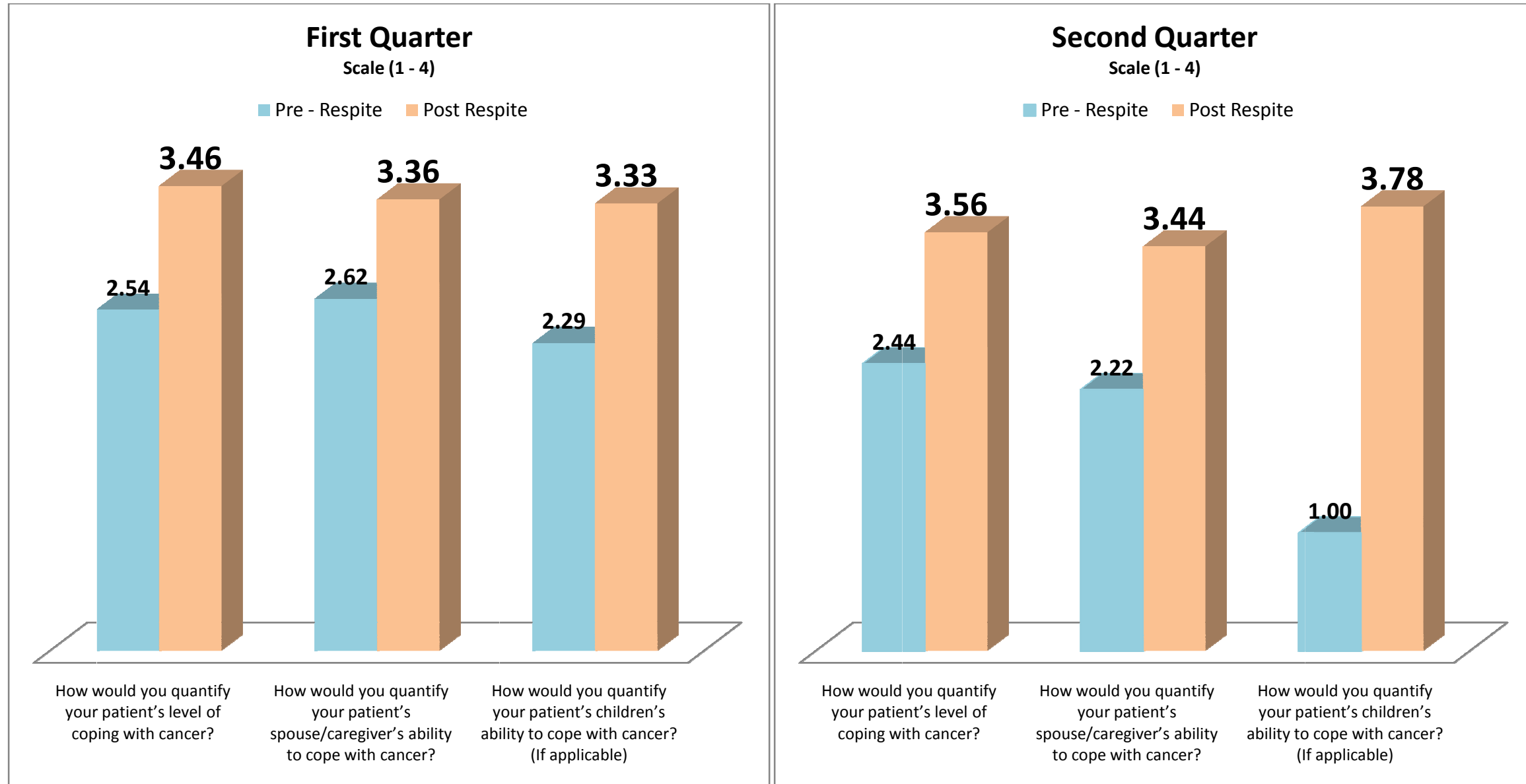
Scroll Down for Quarterly Measures

For Pete's Sake Cancer Respite Foundation

Formerly Crossing the Finish Line (CFL)

Nominator Quarterly Outcome Measures

July 1, 2009 to June 30, 2010



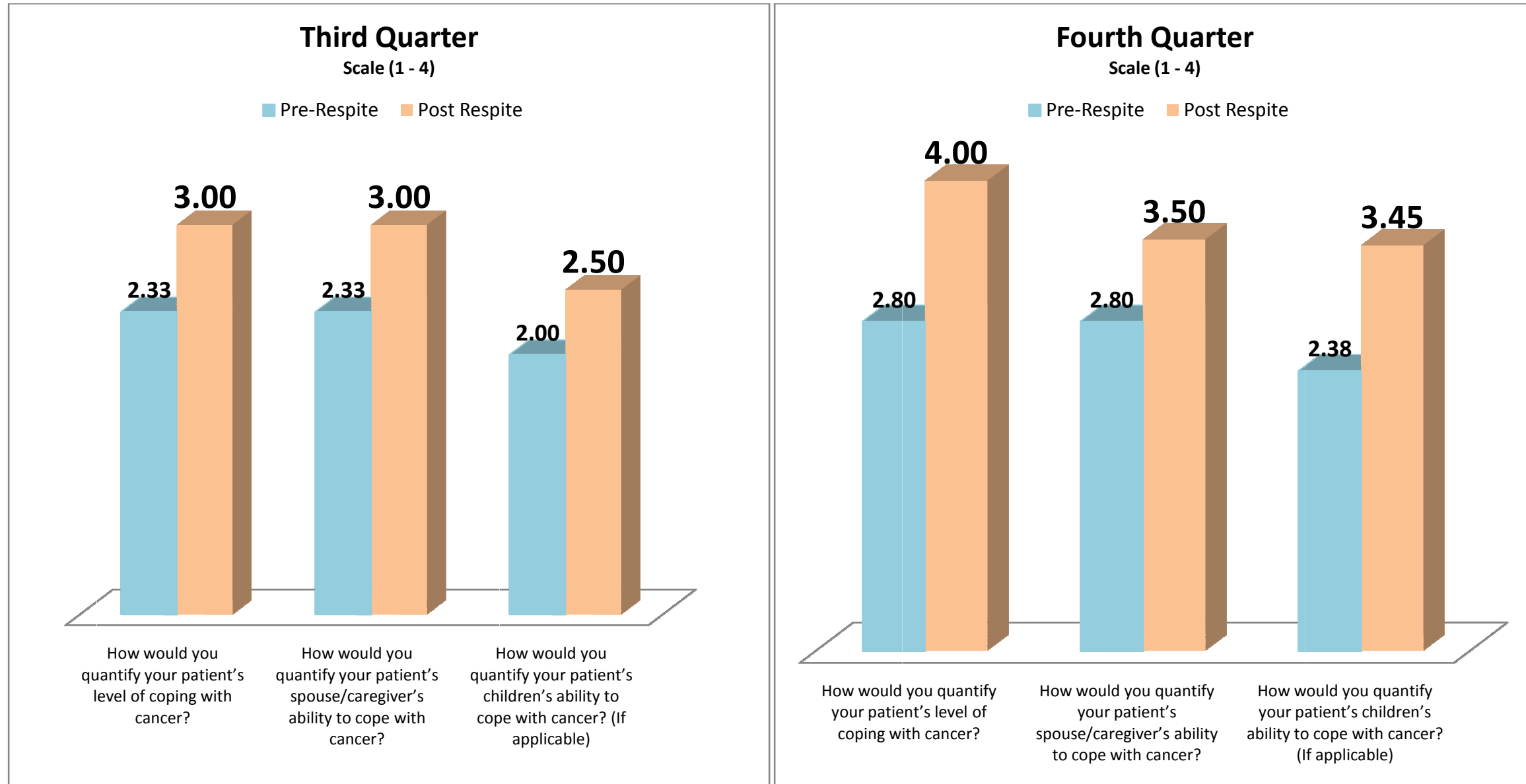
Scroll down for 3rd and 4th Quarter

For Pete's Sake Cancer Respite Foundation

Formerly Crossing the Finish Line (CFL)

Nominator Quarterly Outcome Measures

July 1, 2009 to June 30, 2010



Scroll Down for Chart Data

For Pete's Sake Cancer Respite Foundation

Formerly Crossing the Finish Line (CFL)

Nominator Quarterly Outcome Measures

July 1, 2009 to June 30, 2010



Pre - Respite

(Poor=1, Very Good=4)

How would you quantify your patient's level of coping with cancer?

How would you quantify your patient's spouse/caregiver's ability to cope with cancer?

How would you quantify your patient's children's ability to cope with cancer? (If applicable)

First Quarter	
Average	Average
Score Quarterly	Y To Date Score
2.54	2.54
2.62	2.62
2.29	2.29

Second Quarter	
Average	Average
Score Quarterly	Y To Date Score
2.38	2.48
2.13	2.43
2.00	2.17

Third Quarter	
Average	Average
Score Quarterly	Y To Date Score
2.33	2.48
2.33	2.44
2.00	2.00

Fourth Quarter	
Average	Average
Score Quarterly	Y To Date Score
2.80	2.57
2.80	2.54
2.38	2.16

Post - Respite

(Poor=1, Very Good=4)

How would you quantify your patient's level of coping with cancer?

How would you quantify your patient's spouse/caregiver's ability to cope with cancer?

How would you quantify your patient's children's ability to cope with cancer? (If applicable)

How well did CFL satisfy the mission of strengthening the heart, mind and soul?

First Quarter	
Average	Average
Score Quarterly	Y To Date Score
3.46	3.46
3.36	3.36
3.33	3.33
3.92	3.92

Second Quarter	
Average	Average
Score Quarterly	Y To Date Score
3.50	3.48
3.38	3.37
3.20	3.27
3.75	3.86

Third Quarter	
Average	Average
Score Quarterly	Y To Date Score
3	3.44
3	3.35
2.5	3.15
3.67	3.85

Fourth Quarter	
Average	Average
Score Quarterly	Y To Date Score
4.00	3.59
3.50	3.39
3.45	3.27
4.00	3.88